



Owner Manual

Flat Face Matrix Dry-Break Quick Couplers



Longer Life Span

The innovative, Flat Face design eliminates the need for a plug, while still protecting the internal seals. Dirt and debris are kept out, resulting in a quick and easy cleanup, while greatly prolonging the life of the nozzle.

Higher Flow Rates

At a max operating pressure of 1500 PSI, the Flat Face Matrix allows up to 70% higher flow rate than standard 500 PSI couplers.

Eliminate Cross Contamination

Flat Face couplers are available in 12 different Nozzle-Receiver pairs. By interlocking only with the corresponding color-coordinated receiver, the Flat Face Matrix line eliminates cross contamination completely. Please note that Flat Face Nozzles are designed to couple specifically with Flat Face Receivers and **cannot be cross-coupled** with standard R300 Matrix series receivers.



- Custom colors available
- 3/4" FNPT standard nozzle threads
- 3/4" MNPT standard receiver threads
- 1" FNPT nozzle available
- 3/4" FNPT receiver available
- #12 JIC threads available

Evacuation Tool

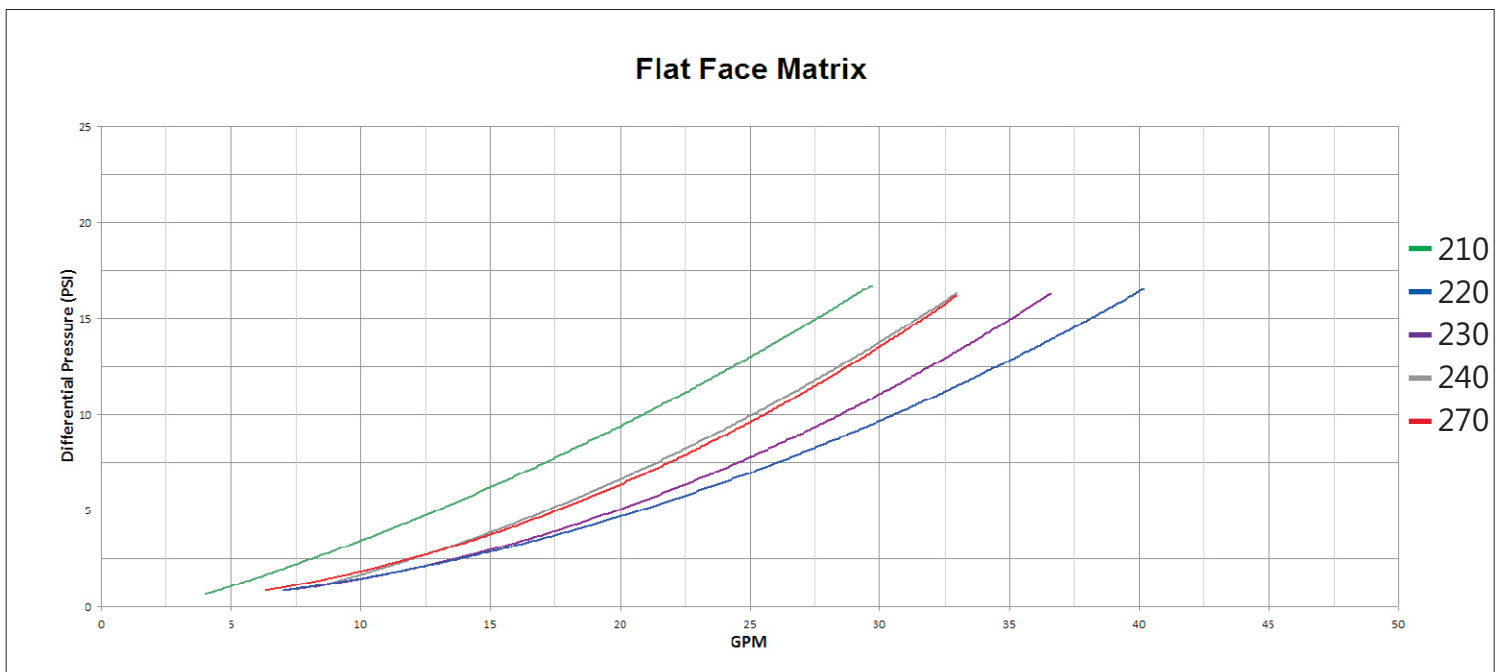
To complete the line, we offer the FFET290. The Evacuation tool universally couples with all Flat Face receivers, providing a quick solution to draining fluid. By utilizing a one-way check valve, the possibilities of cross contamination are reduced to zero.





Owner Manual

Flat Face Matrix Dry-Break Quick Couplers



Flow chart shown as a sample curve. Actual flow and pressures will vary depending on fluid used. Chart data for Viscor 1487 Calibration Fluid at 72°F.

Operating Pressure

- All Couplers
- 1500 psi

Burst Pressure

- All Couplers
- 4500 psi

Operating Temperature

- All couplers
- 35°F to 250°F

Flow Area

- All Couplers
- Approx. .3040 sq. in.

Thread Sizes

- All Nozzles
- 3/4" Female NPT (Standard)
- 1" Female NPT (Optional)
- All Receivers
- 3/4" Male NPT (Standard)
- 3/4" Female NPT (Optional)
- #12 JIC threads available

- Series of twelve nozzles will only inter-lock with color-coordinated receiver.

+1 (801) 491-3600

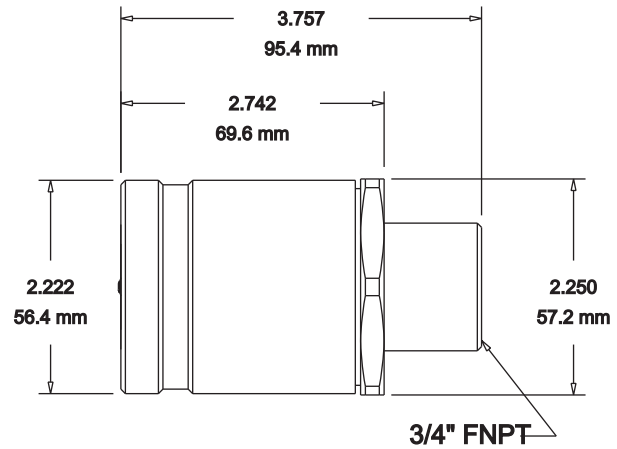
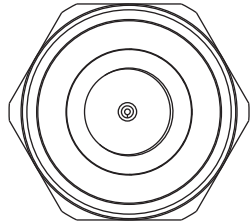
www.fastfillsystems.com



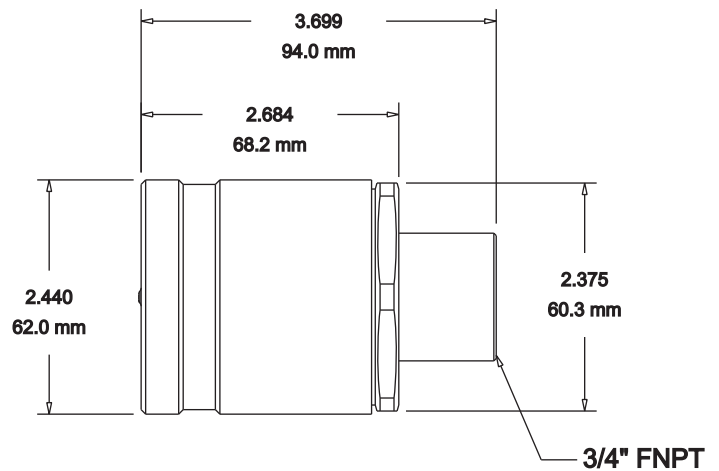
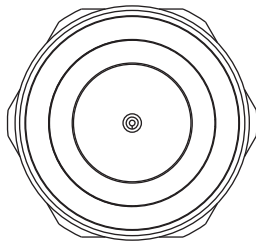
Owner Manual

Flat Face Matrix Dry-Break Quick Couplers

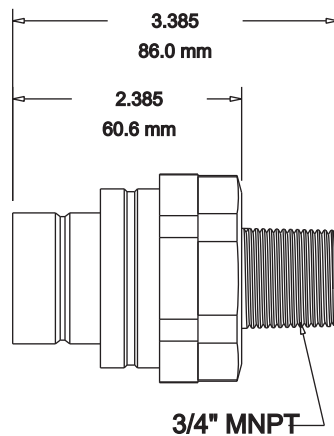
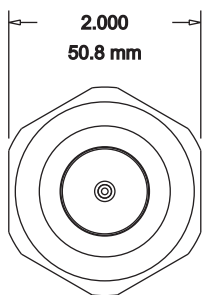
FFN210 - FFN250
FFN260 - FFN270



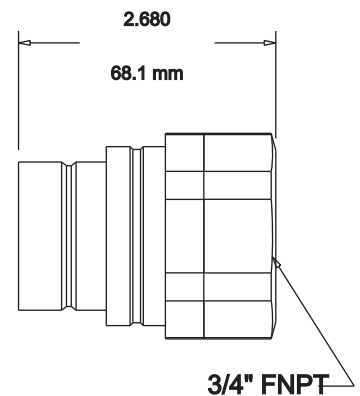
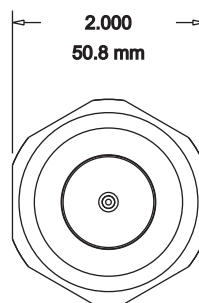
FFN275 - FFN285
FFN255



FFR210 - FFR285
MALE NPT



FFR210 - FFR285
FEMALE NPT

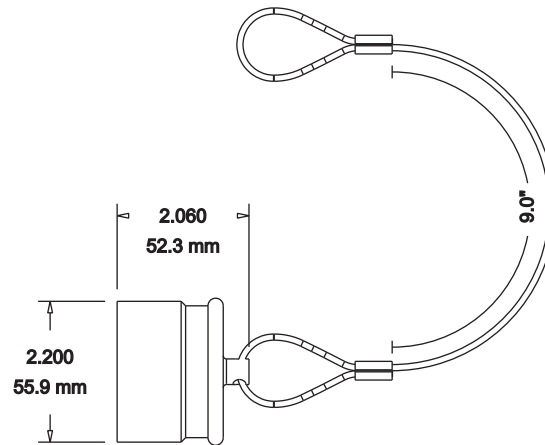




Owner Manual

Flat Face Matrix Dry-Break Quick Couplers

C210 - C285



Evacuation Tool

The FFET290 is a universal evacuation solution for the Flat Face Matrix dry-break coupler line. It has been designed to accommodate all Flat Face Matrix receivers and has an integrated internal check-valve to allow fluid evacuation only.

Operating Pressure

-All Couplers

1500 psi

Burst Pressure

-All Couplers

4500 psi

Flow Area

-All Couplers

Approx. .3040 sq. in.

Thread Sizes

-FFET290

3/4" Female NPT

FFET290

Ø2.60
Ø66.0 mm

